




LEAD THE
ECO TREND




GRAVITY CERAMIC UK LTD
EMAIL : INFO@GRAVITYBUILDS.CO.UK
CALL :01132 171868
[HTTP://WWW.GRAVITYBUILDS.CO.UK](http://WWW.GRAVITYBUILDS.CO.UK)

Our company always adheres to the concept of science and technology first, devotes itself to the research and development of new wood plastic technology, and uses it in products, which is the biggest mission and achievement of the enterprise.

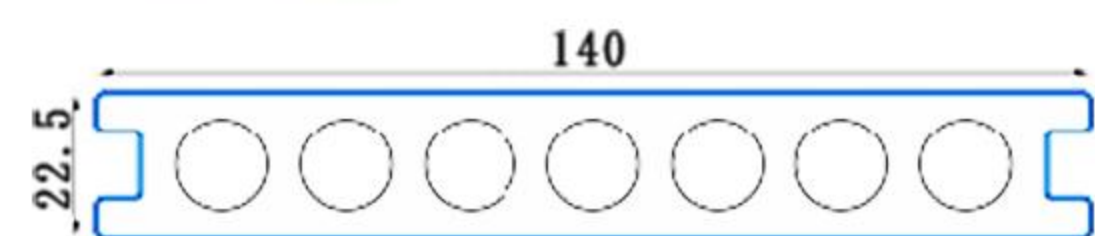
GRAVITY CERAMIC UK LTD

Co-extrusion WPC Decking is our hot selling product. They have one more layer of surface polymer modified material than the Ordinary WPC Deckings, which makes them have woodiness feeling and have higher quality. In addition, the Co-extrusion WPC Deckings have 2 colour schemes including 18 hot selling colors, like Elm、Cherry、Jade、Light Grey、Ivory、Peach and so on. The most important is that the Co-extrusion WPC Decking is super eco-friendly and of better weather resistance.

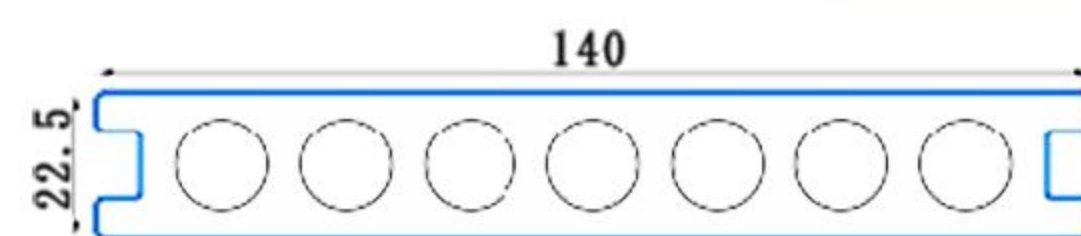
That's all about our Co-extrusion WPC Decking. If you have any requirements, please feel free to contact us.



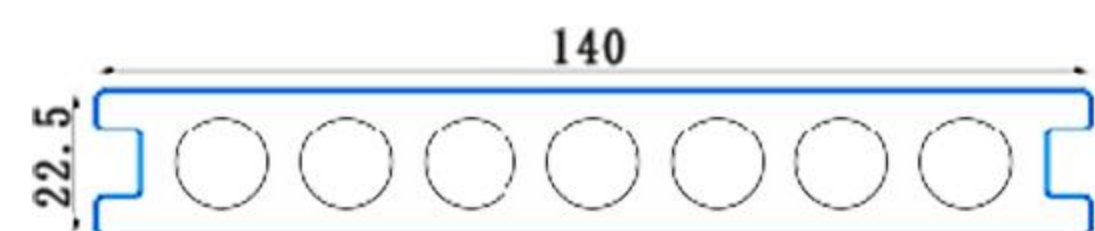
CO EXTRUSION OUTDOOR DECKING



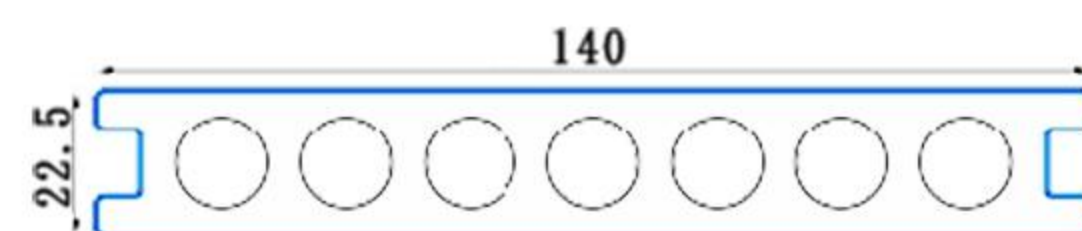
Size: 22.5x140x4000mm
Colour: Teak
Double-sided embossing



Size: 22.5x140x4000mm
Colour: Charcoal
Double-sided embossing

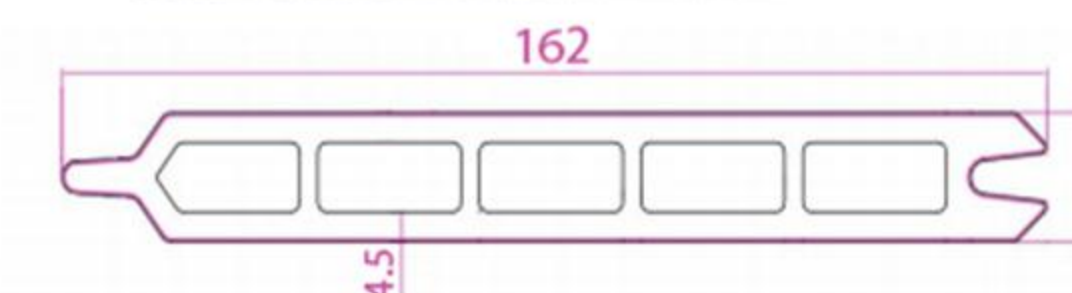



Size: 22.5x140x4000mm
Colour: Ancient wood
Double-sided embossing

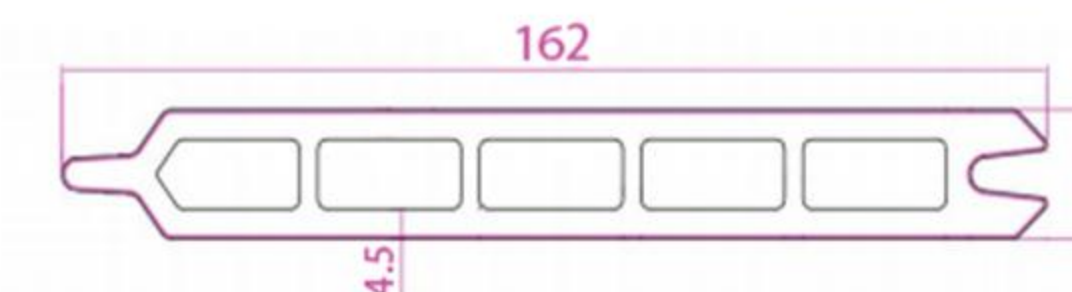


Size: 22.5x140x4000mm
Colour: Sandalwood
Double-sided embossing

CO EXTRUSION FENCE

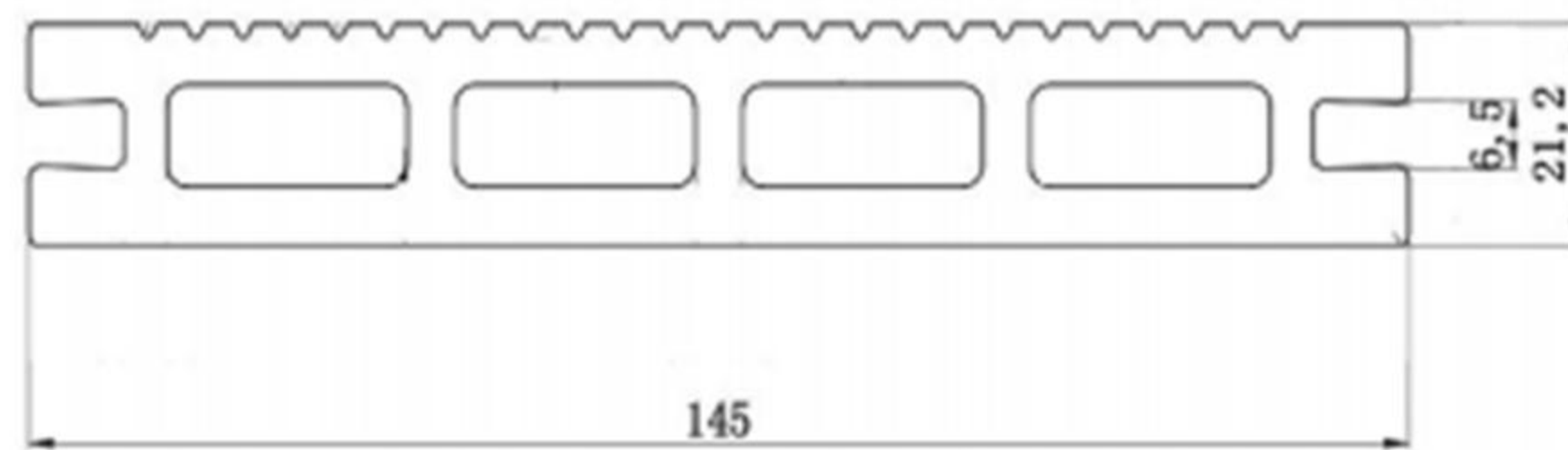


Size: 20x162x4000mm
Colour: Black
Double-sided embossing

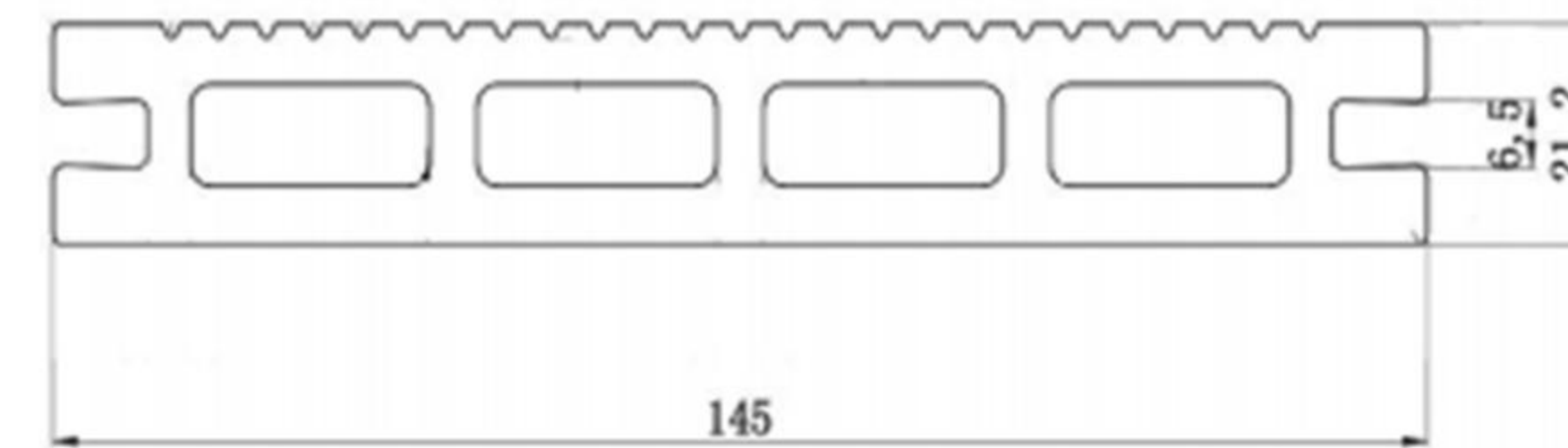


Size: 20x162x4000mm
Colour: Light Gray
Double-sided embossing

TRADITIONAL OUTDOOR DECKING



Size: 21x145x4000mm
Colour: Dark grey
Double-sided embossing



Size: 21x145x4000mm
Colour: Chocolate
Double-sided embossing

CO-EXTRUSION DECKING

SURFACE TREATMENT



APPLICATION OF PRODUCTS




PRODUCT FEATURES

Based on the traditional WPC decking , after research and develop in the long term,we creat our special co-extrusion effect, we also have more than 24 colors for your choice.



Width	140mm	140mm	200mm
Thickness	20mm	22mm	22mm



Width	140mm	142mm	—
Thickness	22mm	21mm	—



Width	140mm	140mm	140mm
Thickness	20mm	22mm	24mm

WPC DECKING PARAMETERS

CO-EXTRUSION LAYER THICKNESS: 0.8~1.2MM

GENERAL STOCK LENGTH: 2.2/2.4/2.9/5.8METERS

WATERPROOF PERFORMANCE: SUPERIOR

LENGTH THAT NEED PER SQM: 7.143METER


COMPONENT : 60% WOOD POWDER+35% HDPE +5% GERMANY IMPORTS BASF

EASY INSTALLATION SYSTEM,
20 CLIPS NEEDED PER SQM,
INVISIBLE OF THEM;
SAVE MORE TIME FOR YOU.

TRADITIONAL DECKING



SURFACE TREATMENT



NATURE CHARACTERISTICS

Beautiful Surface, Plenty colors choice and perfect wood grain texture Suit for most kinds of outdoor environment and sites.



Width	135mm	140mm	146mm	150mm
Thickness	25mm	25mm	21mm	25mm



Width	135mm	140mm	145mm	—
Thickness	20mm	25mm	20mm	—



Width	135mm	140mm	150mm	—
Thickness	20mm	23mm	25mm	—

YOUR BENEFITS ARE CLEAR AT A GLANCE

- ★ RECYCLABLE
- ★ NOBLE AND ELEGANT
- ★ HIGH COMFORTABLE SURFACE
- ★ USE ON BOTH SIDES
- ★ SUPER EASY INSTALLATION
- ★ FIXATION HIDDEN
- ★ WORKS LIKE WOOD
- ★ INFLAMING RETARDING




DECKING INSTALLATION GUIDE

The design team of Supereco has designed a variety of solutions based on the original installation, including integrated keel system, integrated stepping system, screw traceless solution, etc. These innovative solutions have applied for a number of national patents for appearance and utility models. The unique solution of Supereco greatly reduces the sawing and other links in the installation process, making the floor paving effect more unified and perfect.

FIXING SCHEME OF ACCESSORIES



INSTALLATION MATERIAL



WPC DECKING PANEL

FLOOR ACCESSORIES



Butterfly Clip



Plastic T-Clip



Three claws Clip



Start Clip

DIY TILES

OPTIONAL STYLES



97201.300



97202.300




97203.300



PRODUCT FEATURES

Different color options (Strongly mixed/Lightly Mixed colors/ Solid colors)
With better moisture-proof
Water-proof effect
All automated mechanical assembly
Screws are more firmer



DIRECTION OF USE

Our products can be assembled in 4 directions to give full play to your imagination. The installation is very simple. It does not need any tools. You can splice and install it on the ground yourself.



Traditional

Length	300mm	500mm	300mm
Width	300mm	500mm	600mm
Thickness	24mm	24mm	24mm




Co-extrusion

Length	300mm	500mm	300mm
Width	300mm	500mm	600mm
Thickness	24mm	24mm	24mm

BASE



New Base



Old Base

YOUR BENEFITS ARE CLEAR AT A GLANCE

- CHILDLIKE EASY TO INSTALL
- NO FIXINGS REQUIRED
- ANTI-SPLINTER SURFACE
- SAVING MONEY, SAVING TIME
- FOUR SIDES SPLICING
- NO NEED TOOLS
- SUSTAINABLE, ANTI-SLIP

WALL PANEL

APPLICATION

Garden, Lawn, Balcony, Corridor, Garage, Pool&SPA Surrounds, Boardwalk,Playground.



WALLBOARD

It is an innovative product that looks like natural wood, but requires little maintenance. We also provide a series of hollow and solid decorations to add modern features to the building.




Width	142mm
Thickness	13mm



Width	60mm
Thickness	60mm



Width	180mm
Thickness	21mm



Width	120mm
Thickness	25mm



Width	218mm
Thickness	24.5mm

MATERIAL

60%WOOD POWDER POWDER

35%HDPE

5% CHEMICAL ADDITIVES

PARAMETERS

SURFACE THICKNESS: 0.4-0.6MM

GENERAL STOCK LENGTH: 3000MM/4000MM

WATERPROOF PERFORMANCE: TOP-QUALITY

OUTDOOR AGING RESISTANCE LEVEL: 4-5LEVEL
(LEVEL 5 IS THE HIGHEST LEVEL)

YOUR BENEFITS ARE CLEAR AT A GLANCE

- STRONG SENSE OF WOOD TEXTURE
- DIFFERENT COLOR OPTIONS
- ELEGANT APPEARANCE
- EASY INSTALLATION
- APPLICABLE TO ALL FACADES
- PERFECT WEATHER RESISTANCE

COLOR OF PRODUCT

PATTERN AND CHARACTERISTICS


Our products can meet the needs of various specifications, sizes, shapes, thicknesses, etc. This also includes providing a variety of designs, colors, and wood grain finished products, giving customers more choices.

COLORS FOR CO-EXTRUSION PRODUCTS

Lightly Mixed Colors



Strongly Mixed Colors



APPLICATION

